


Strip-till Cover Cropping



Plant sunn hemp as cover crop at 30-40lb seeds/acre.




Flail mower

3 months




Ripper



Flail mow and no-till sunn hemp cover crop using flail mower and soil ripper.

2-3 weeks



Plant the cash crop in tilled strips.

Advantages of strip-till cover cropping:

1. Protect soil from erosion.
2. Cash crop is planted in tilled strips, benefiting from rapid decomposition of cover crop residues, and the release of nematostatic compounds from sunn hemp.
3. Reduce nutrient leach in untilled strips where cash crop is not planted.
4. Prolong inputs of organic matter to the soil ecosystem.
5. Maintain a layer of organic mulch for weed suppression

Strip-till Cover Cropping



Sunn hemp cover cropping



Flail mowing

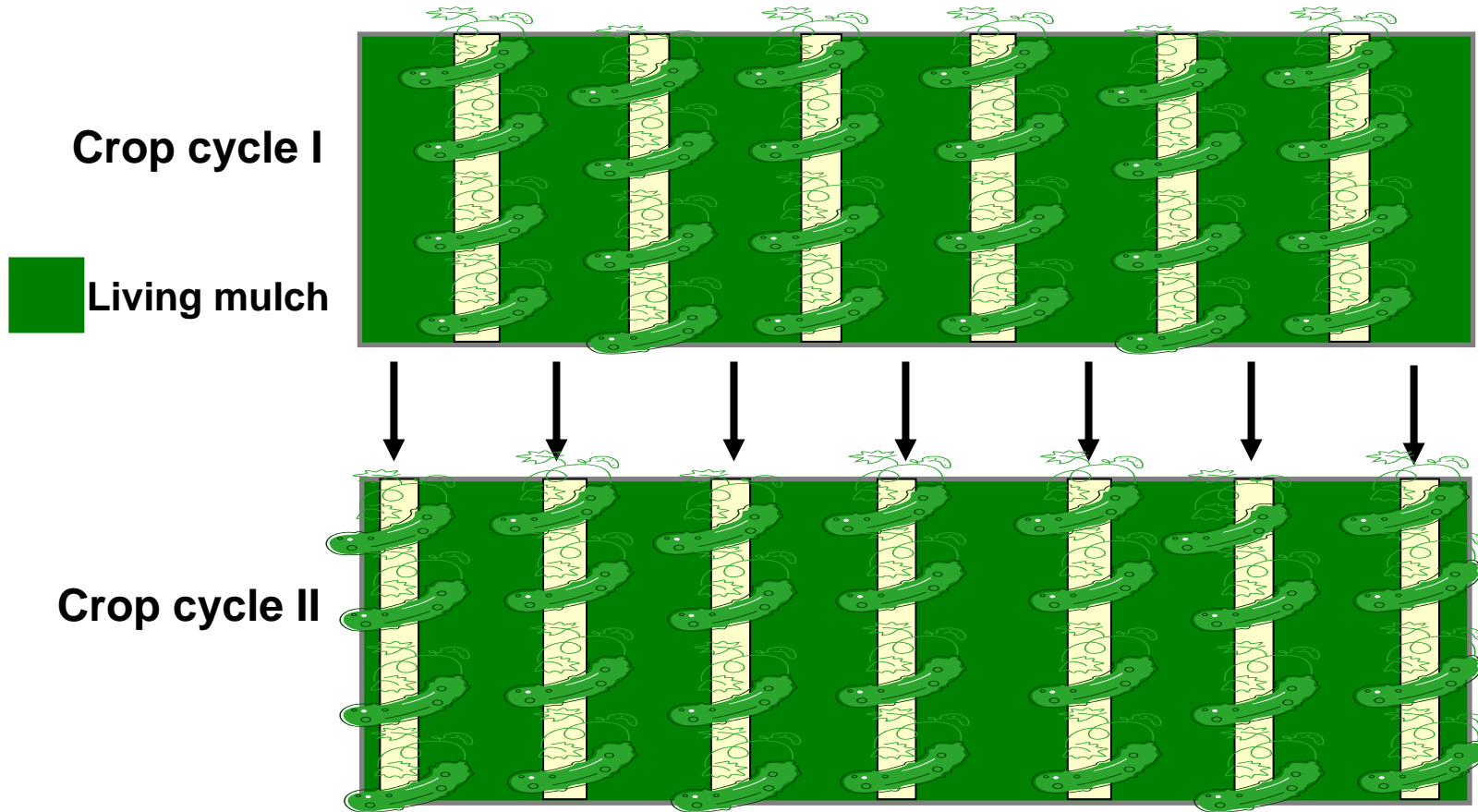


**Sunn hemp as living mulch
and organic mulch**



Strip-tilling

Row-Switching Technique



Advantages of row-switching:

1. Planting cover crops without sacrificing for crop rotation period at least for two cropping cycles. Could be longer if flail mower and minimum-till ripper is available.
2. Avoid planting cash crops in plant-parasitic nematode hot spots.