

 College of Tropical Agriculture and Human Resources
 University of Hawaii at Manoa

How to prepare Korean Nature Farming Materials


Koon-Hui Wang, Asst. Professor
 CTAHR Sustainable Pest Management Lab
 Kom Chang, CGNF

This material is prepared based on Cho Global Natural Farming (CGNF)



 College of Tropical Agriculture and Human Resources
 University of Hawaii at Manoa

How to apply IMO4?


30 lb IMO4 + soil treatment solution (SOS) /1000 ft²




Cover with leaf liters for 7 days


 College of Tropical Agriculture and Human Resources
 University of Hawaii at Manoa


How to prepare IMO4?




1
2/3 full steam rice in a box




3
Check the box in 4-5 days for white mold




4
Add brown sugar 1:1 (w/w)




5
Seal with paper towel. Container 2/3 full. Ferment for 7 days




2
Cover the rice box and scattered with bamboo leaves



 College of Tropical Agriculture and Human Resources
 University of Hawaii at Manoa

Foliar spray: nutrients inputs




▪ BRV: brown rice vinegar
▪ FPJ: fermented plant juice
▪ LAB: lactic acid bacteria
▪ FAA: fish amino acid
▪ OHN: oriental herb nutrients
▪ WCAP: water soluble Ca-Phosphate
▪ MA: Mineral A
▪ SW: sea water


 College of Tropical Agriculture and Human Resources
 University of Hawaii at Manoa



 College of Tropical Agriculture and Human Resources
 University of Hawaii at Manoa

How to prepare IMO4?


6
2 oz IMO2 + 60 lb mill run + 5 gal water (with 120 ml of SES)




8
Under shade, soil underneath Compost for 7 days, < 110°F




7
IMO3 + field soil + soil from natural area (2: 1: 1) + 5 gal water (with 120 ml of SES), cover and composted for ~7 days.



9
IMO4

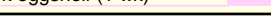



 College of Tropical Agriculture and Human Resources
 University of Hawaii at Manoa

Korean Natural Farming Inputs

- FPJ = 1:3 brown sugar : Portulaca (~7 days)
- LAB = 1: 10 rice water : milk in 2/3 full jar (~2 days)
- FAA = 1:1 fish waste (head, skin, bones, guts): brown sugar (w/w) in big cooler to 2/3 full for 10 days to 3 months
- WCAP = 1: 10 charcoal bone: brown rice vinegar in 2/3 full jar (1 wk)
- WCA = 1: 10 vinegar: peel & low heat cook eggshell (1 wk)

- OHN = 1/3 full of (2 jars angelica root, 1 jar licorice root, 1 jar cinnamon bark) + 1/3 beer+1/3 air space; 2 days later add brown sugar to 2/3 full; leave for 7 days, add vodka to the top of container, seal, collect 1/3 liquid from each jar every two weeks, refill with vodka, repeat 5 times.


 College of Tropical Agriculture and Human Resources
 University of Hawaii at Manoa

SOS Solution
(Soil Treatment Solution)

Ingredient	rate	m/5 gal
Liquidifies IMO4	1: 500	40
BRV	1: 500	40
FPJ	1: 500	40
LAB	1:1000	20
FAA	1:1000	20
OHN	1:1000	20
WCAP	1:1000	20
MA	1:1000	20
SW	1:30	600

College of Tropical Agriculture and Human Resources
University of Hawaii at Manoa

SES Solution
(Seed Treatment Solution)

Ingredient	rate	m/gal
FPJ	1: 500	8
BRV	1: 500	8
OHN	1: 500	4
NMA	1:1000	4

College of Tropical Agriculture and Human Resources
University of Hawaii at Manoa

Foliar Spray

Type II Solution			Type III Solution		
	Rate	m/gal		Rate	m/gal
BRV	1:500	8	BRV	1:500	8
FPJ	1:500	8	FPJ	1:500	8
OHN	1:1000	4	OHN	1:1000	4
FAA	1:1000	4	WCA	1:1000	4
MA	1:1000	4	SW	1:30	600

College of Tropical Agriculture and Human Resources
University of Hawaii at Manoa